

## ***Decibel Audio Soundbar Firmware Update***

**Applies To:** MadJax Decibel Audio Soundbars

**Date:** 04/02/2026



**DECIBEL  
SOUNDBAR**

**Overview:**

On initial released soundbars, the volume will start at 100%.

**Issue Description:** The soundbar firmware will need to be updated.

Obtain the updated firmware by downloading the firmware file below and following the proceeding instructions.

***CLICK HERE TO DOWNLOAD  
FIRMWARE UPDATE***

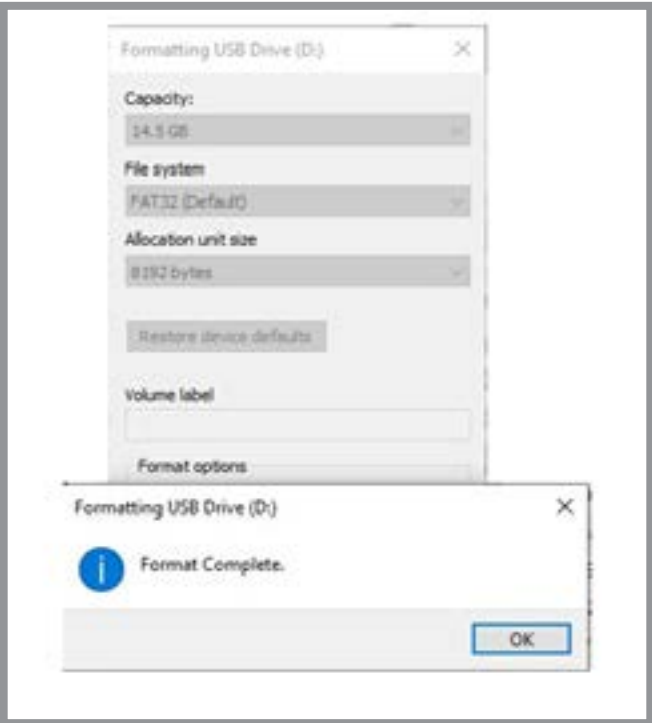
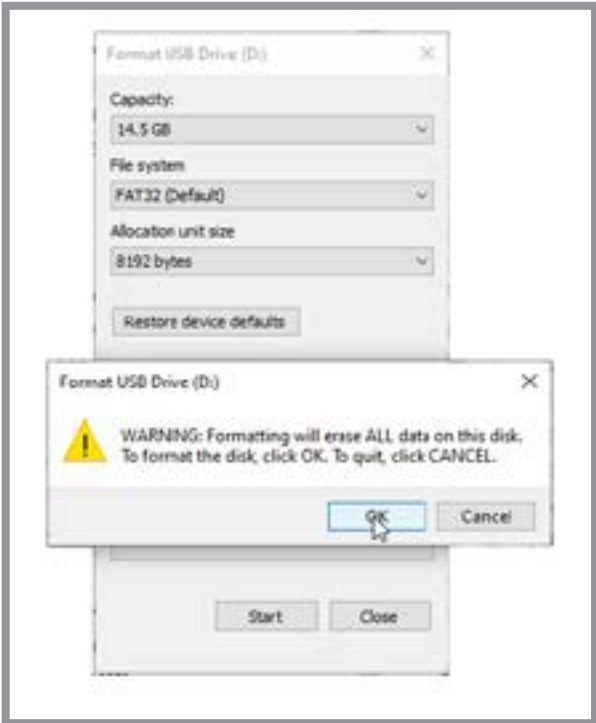
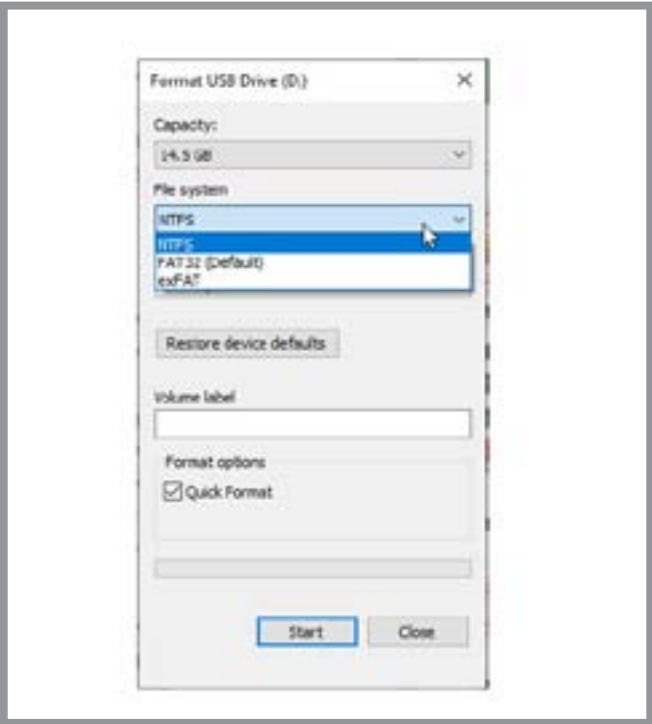
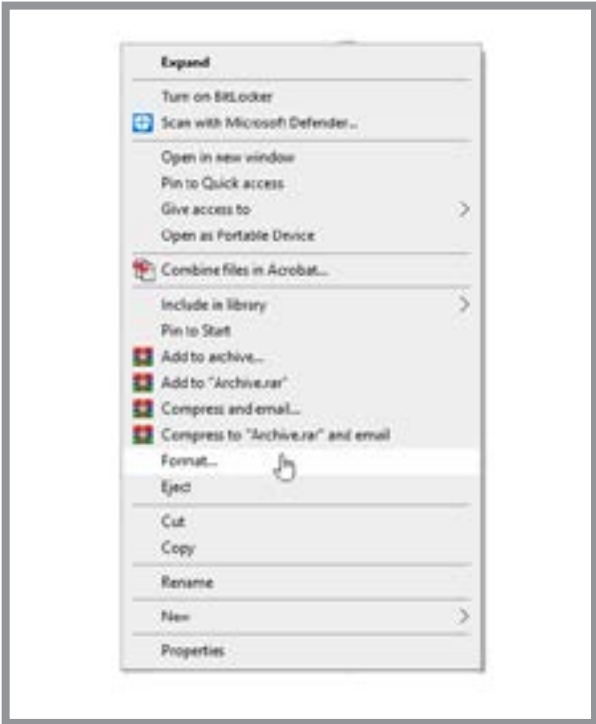
***Note: This file needs to be put on a new USB formatted \*FAT32,  
with no other files on the drive.***

**Required Action:**

Follow provided installation instructions continued on next page.

**STEP 1:**

Confirm that the USB drive you intend to use is formatted with FAT32. If not, perform steps below as shown.



## STEP 2:

After downloading the firmware update, copy the entire firmware folder to the root directory of the USB drive.

## STEP 3:

Connect the soundbar to a 12-volt power source and turn the unit on. It will say "Power on" and what mode it is in (Bluetooth, FM, USB or Auxiliary).



## STEP 4:

Insert the USB drive with the updated firmware loaded onto it. The button panel lights will all blink for approximately 10 seconds, and then the soundbar will turn off.



## STEP 5:

Unplug the USB drive.

## STEP 6:

Disconnect 12-volt supply to the soundbar for at least 4 seconds, then reconnect.

**FIRMWARE UPDATE COMPLETE**